

BAL BHARATI PUBLIC SCHOOL, PITAMPURA
HOLIDAY HOMEWORK
CLASS VII

It's holiday time once again. We want you to enjoy your vacation so that in July you come back to school refreshed and rejuvenated. At the same time we want you to remain in touch with your studies. For this we have designed an interesting and activity based holiday homework, which if taken in the right spirit, will not be a burden but a pleasure to all of you. We wish you all the best and hope you enjoy yourself.

ENGLISH

Task I

Make a 4 page newspaper of your own on a pastel sheet folded into half. Give a suitable title of your own to it. All the articles included in the newspaper should be your own pieces of writing and must not be copied from anywhere.

The page wise specifications are as follows:

1. Page 1: Current Affairs (National & International News)
2. Page 2: Earth Watch (Articles related to environment and wildlife)
3. Page 3: Entertainment (Book reviews, crossword puzzles, jokes, riddles, sudoko and so on)
4. Page 4: Sports(Articles/ news reports related to the world of sports)

Note: Insert Illustrations along with your articles. (Wherever required)

Task 2

Do the selected questions from the following exercises given in 'A Practical English Grammar Exercises I' Book in the grammar notebooks. (The students will be made to mark the questions in the class) Ex 28-44.

HINDI

- प्र. 1. हिन्दी वर्णमाला के स्वरों से एक शब्दकोश बनाइए। प्रत्येक स्वर से कम से कम दस शब्द अवश्य लिखें।
- प्र. 2. हिन्दी कैलेंडर के अनुसार आने वाले सभी महीनों एवम~ ऋतुओं के नाम क्रम से लिखें।
- प्र. 3. किसी एक ऋतु पर कम से कम आठ पंक्ति की एक कविता लिखें।
- प्र. 4. कोई भी दस मुहावरे लिखकर उससे संबंधित चित्र बनाओं तथा वाक्य प्रयोग करो।

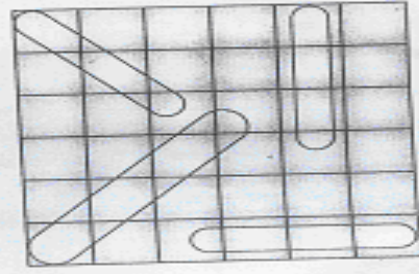
संस्कृत

संपूर्ण कार्य सुंदर लेख में, स्वयं संस्कृत कॉपी में करें।

- प्र. 1. एक से बीस तक संस्कृत में संख्या चित्र सहित लिखिए।
- प्र. 2. वर्ग पहेली भरिए :-
 - 1)

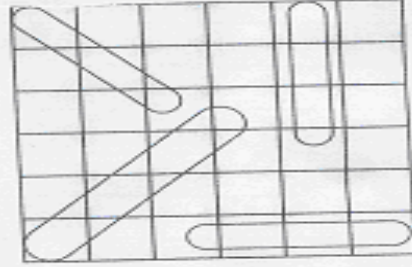
आओ ! पढ़ें, समझें और खेलें -

अ	धा	व	त	त	म्	अ	पा	अ
न	त	ख	ला	ता	य	ठ	प	स्
प	लि	र	अ	च्छ	य	श्य	न	म
अ	भ्र	म	त्	ग	ता	प	तः	र
अ	च	ल	ता	म्	र्ज	सि	म्	न्
अ	व	स	न्	क्र	ता	ता	क्ष	उ
खा	अ	त	र	न्	म	च्छ	म्	र
द	धा	ज्व	ल	भ्र	ति	न्द	ग	म्
त्	ता	म	अ	न	म	न्	ता	आ



ऊपर दिखाई गई विधि का प्रयोग कर इस वर्ग-पहेली से लड़ लकार, प्रथम पुरुष के तीनों वचनों के क्रिया पदों को ढूँढ कर लिखिए। जैसे - अलिखत्। (शब्द सहायता लिखनी है)

अ	लि	खा	म	अ	त्	अ	म	अ
ग	धा	र्ज	प	चा	प	खा	छा	भ्र
अ	धा	व	त्	ल	आ	दा	ति	मा
अ	भ्र	ज्व	म्	य	ग	म	अ	म
ल	खे	मा	स्	म्	च्	ना	अ	अ
क्र	ह	ल	व	छ	रा	प	स्	अ
अ	भ्र	म	त	म्	च	म	न	न्
अ	व	द	:	म्	रा	या	र	झ
न्द	स	भ	व	म	व	ठ	य	ति




प्र. 3. नीचे दिए चित्रों को देखकर मञ्जूषा की सहायता से रिक्त स्थान की पूर्ति कीजिए।

1)



शालः तरणताले अतरत् ।



चित्रम् दृष्ट्वा मञ्जूषायाः सहायतया रिक्त-स्थानानि पूरयत । (चित्र देखकर मञ्जूषा की सहायता से रिक्त स्थान की पूर्ति कीजिए।) (See the picture and fill in the blanks with the help of the given words in box.)

2)

प्रसन्नाः, भोजनकक्षस्य, सुखी, पटले, भृत्यः, दशवादनम्, रात्रिभोजनम्

इदम् चित्रम् अस्ति । समस्तः परिवारः तिष्ठति ।
ते खादन्ति । भोजनम् यच्छति । घटिकायाम्
समयः अस्ति । अयम् एकः परिवारः अस्ति ।
सर्वे सन्ति ।

योग्यता-विस्तार

3)

आकाशे, ग्रामे, ग्रामस्य, कूपात्, क्षेत्रे, अन्नम्, पंचायतशाला

1. इदम् चित्रम् अस्ति ।
2. क्षेत्राणि सन्ति ।
3. कृषकः कार्यं करोति ।
4. महिला जलम् आनयति ।
5. खगाः उड्डयन्ति ।
6. ग्रामे एका अपि अस्ति ।
7. महिला क्षेत्रात् आनयति ।

4)

मञ्जूषायां प्रदत्तपदानां सहायतया वाक्यानि पूरयत । (मञ्जूषा में दिए गए पदों की सहायता से वाक्य पूरे कीजिए ।) (Complete the sentences with the help of the given words in the box.)

बालकम्, बालकः, बालकेन, बालकाय, बालकस्य

अयम् एकः आदर्शः अस्ति । सः प्रतिदिनम् जनकम् अम्बाम्
पितामहं पितामहीं च नमति । ते आशीर्वादम् यच्छन्ति । माता
..... सह आपणं गच्छति । माता वस्त्राणि आनयति ।
सर्वे स्नेहं कुर्वन्ति ।

- प्र. 4. मञ्जूषा में दिए गए पदों की सहायता से वाक्य पूरे कीजिए ।
(बालकम्~, बालकः~, बालकेन~, बालकाय~, बालकस्य~)
अयम्~ एकः आदर्शः अस्ति । सः प्रतिदिनम्~ जनकम् अम्बाम्~ पितामहं
पितामहीं च नमति । ते आशीर्वादम्~ यच्छन्ति । माता सह
आपणं गच्छति । माता वस्त्राणि आनयति । सर्वे स्नेहं कुर्व
न्ति ।
- प्र. 5. प्रत्येक कारक से संबंधित दो वाक्य बनाइए ।
जैसे रामः पठति~ (कर्ता कारक)
नेहा लेखं लिखति । (कर्मकारक)
- प्र. 6. पठ~, गम~, अस~, कृ, दृश धातुओं के तीन लकारों में (लट~, लृट~, लङ~) रूप
लिखिए ।

MATHS

Q.1. i) Construct angles of measure 45° , 75° , 90° , 105° , 135° , 150° and 165° using ruler and compass.

- ii) Draw any $\angle ABC$ and construct its angle bisector where
a) $\angle ABC$ is an acute angle
b) $\angle ABC$ is a right angle
c) $\angle ABC$ is an obtuse angle

Q.2. Simplify the following:-

$$\text{a) } 1\frac{1}{4} \text{ of } \left(\frac{3\frac{1}{4}}{2\frac{1}{2}} - \frac{2\frac{1}{5}}{2} \right)$$

$$\text{b) } \frac{1}{3} \text{ of } 4\frac{1}{2} \text{ -- } \left[\frac{3}{5} + \left\{ \frac{2}{3} \div \left(\frac{1}{2} + \frac{1}{3} \right) \right\} \right]$$

$$\text{c) } \frac{1}{2} + \frac{1}{2} \text{ of } 2 \frac{2}{5} \div \frac{4}{5} \times 1 \frac{1}{3} \text{ -- } 1 \frac{1}{4}$$

$$\text{d) } \frac{5}{6} \text{ of } \left(\frac{13}{14} - \frac{1}{2} \right) \div 4 \text{ of } \frac{6}{7} - \frac{1}{2}$$

$$\text{e) } \frac{4\frac{1}{2}}{8\frac{2}{5} \text{ -- } 3 \text{ of } \frac{3}{4}} \div \frac{2\frac{2}{7} \text{ -- } 3 \text{ of } \frac{1}{2}}{2\frac{3}{7} \text{ -- } 2 \text{ of } \frac{3}{7}}$$

Q.3. State "Pythagoras theorem" and hence using it solve the following:-

- A ladder 10m long reaches a window which is 8m above the ground on one side of the road. Keeping its foot at the same point, the ladder is turned to the other side of the road to reach a window 6m high. What is the width of the road?
- Two poles of height 10m and 25m stand on the plane ground. If the distance between their feet is 36m, find the distance between their tops.

Q.4. Make a project on symmetry keeping the following points in mind:-

- Lines of symmetry.
 - Mirror image
 - Rotational symmetry
- (Include pictures, examples from your surroundings)

Q.5. Write tables from numbers 11 to 25 writing 10 times each.

SOCIAL SCIENCE

Travel brochures are more or less like other brochures but they contain **visuals of higher quality**, considering that they need to give the right feel and impact of the places they advertise and campaign for.

Travel brochure doubles as a **vacation guide** and is full of maps, pictures, of tourist spots, and information pertaining to the and marks and must visit places.

Information must also be provided about the **flora, fauna, climate, culture, history and geography** of the places mentioned in the brochure. An ideal travel brochure should also give information about flights, roads, the shortest way of reaching a particular place, and other such information. Apart from this, it should give detailed information about

accommodation – a list of **hotels, motels, upper range hotels and mid range accommodation.**

Based on the following guidelines prepare a Travel Brochure for Australia

1. The project should begin with political map of **Australia** and an introduction of about 300 words.
2. It should include places worth visiting in **Australia** along with all the important hotels, motels, restaurants. The brochure should also have a mention of the places where the tourist would like to go to shop.
3. For the convenience of the tourist, the Roadways and the Railways map should supplement your travel brochure.
4. Make your brochure attractive by pasting pictures of tourist destinations and important landmarks and giving a brief description of each.

SCIENCE

Prepare a newsletter using half pastel sheet on the given topics.

Pages 1 & 2 of the newsletter should have information on exercise-1 and pages 3 & 4 on exercise -2.

Note: You may include some cartoons to make it attractive.

I Exercise-1 (Pg 1 & 2)

- Collect information and samples of the animal fibre –wool.
- Collect pictures of different breeds of animals giving wool (goats & sheep) & briefly describe the making of wool.

OR

- Collect samples of different types of silk (an animal fibre) with the help of pictures depict the life cycle of a silk worm & also gather information of various places- states/countries that produce silk fibre & fabrics.

II Exercise-2 (Pg 3 & 4)

a) Make a project report on water. Include the following points:-

- | | |
|-------------------------|--|
| i) Sources of water | ii) Forms of water |
| iii) Pollution of water | iv) Methods of conserving water(including rain water harvesting & other methods) |

III Exercise -3 (Pg 4)

You can perform an interesting activity when you visit a park to ride a swing. You will require a watch. Make the swing oscillate without anyone sitting on it. Find its time period in the same way as you do for a pendulum. Make sure that there are no jerks in the motion of a swing. Ask one of your friends to sit on the swing. Push it once & let it swing naturally. Again measure its time period.

Repeat the activity with different persons sitting on the swing. Compare the time period of the swing measured in different cases. What conclusions do you draw from this activity.

COMPUTER SCIENCE

Q1. There are many softwares available for web designing, each with some of its unique features. Here is a list of few of these softwares

1. Dreamweaver
2. Quanta Plus (Open Source)
3. Expression Web 2

Write in brief (one paragraph only) about any two of the above softwares in your notebook. Collect their LOGOs and paste them in the notebook along with the description of the software.

Q2. Visit any one of the following websites. Take a printout of the Home page and paste it in the notebook. Also, visit any two links of the website and describe briefly (1-2 paragraphs) what you observe in those pages.

1. www.netfundu.com
2. www.childduniya.com
3. www.kidsplanet.com

Note : Do the above task in your computer notebooks.

ART

Make a composition on 'Summer Vacation' size of the cartridge sheet (half cartridge sheet). Use all kind of colours.